



Objectives:

In this scenario, you will:

- Navigate to an existing wiki page
- View different versions of a page
- Compare versions side by side

Quick Start Guide: Viewing Wiki History

Reviewing history allows you to view all the revisions made to a wiki page and to compare versions side by side.

Colored highlighting indicates the changes that have been made to the wiki page:




- Green highlight indicates text has been added
- Red highlight and strikethrough indicate has been deleted

Navigation

1. Enter a wiki site.
2. Navigate to the wiki page.
3. Click the **History** link.

Steps

Viewing Page History

1. Select a version of the wiki page.
2. Click  to view a version.
3. To view the previous version, click  if applicable.
4. To view the next version, click  if applicable

Comparing Versions

1. Click the drop-down arrow for the **Compare to** field.
2. Select a version.
3. Click the **Compare** button.